



We at 
NATIONAL EYE CENTRE LAHORE

Introducing
**WORLD'S MOST ADVANCE &
STATE OF THE ART EXCIMER LASER**



Glasses got
you down?



Say Good Bye To Glasses & Contact Lenses

Complete Refractive Suite with Diagnostic
FS200 (Lasik with Femto Second Laser) + Lasik with Microkeratome
EX500 (Excimer Laser) Topolyzer, Galelei & Specular Microscope

NATIONAL EYE CENTRE LAHORE
11-A, Sanda Road Near MAO College Lahore

FOR FURTHER INFORMATION :-



042-37171681~4



0334-8404434
0301-8404434
0312-8404434



/nationaleyecenter



National Eye Centre Lahore 11-A, Sanda
road Near MAO College Lahore



www.necl.com.pk



Ex500 Excimer Laser Machine

Specifications:

- Alcon Wavelight EX500 is the worlds latest, fastest and unique Excimer Laser facility which has brought a revolution in the field of Refractive Surgery.
- Having the frequency of 500 Hz, the duration of laser is only 1.4 sec/diopter which can complete this treatment in a few seconds.
- EX500 possesses an eye tracker having capability of 5D and 1050H which helps the laser beam to reach its target considering the natural movement of eye.

- This equipment have Wavefront optimized characteristics which treats each eye considering the Cornea deficiencies.

Fs200 Femto Second Laser Machine

Specifications:

- FS200 which is a unique surgical equipment of LASIK (Femto-Lasik) surgery is capable to develop Flap in an easy manner and this laser machines conducts its operation in a few seconds only.
- Now people using High Power spectacles as well as having high cylindrical axis number, can undergo laser treatment at this facility.
- This equipment not only corrects the most high powered number, but also addresses the Cylindrical number.
- The Perfect Pulse helps in addressing the difficulties of vision faced in the darkness and low light.



Moria Microkeratome Evolution 3E Lasik Machine

Specifications:

- Moria Evolution 3E is unique, latest & safest machine for traditional LASIK surgery.
- Moria Evolution 3E is a surgical equipment, which used for developing of flap in LASIK surgery with microkeratome BLADE. Which create blade cut

flap safely in a seconds.

- Recommended for healthy cornea and spherical numbers.



PROCEDURES:



PRK (Treated without using Lasik technique)
Procedure Cost : 60,000/-

Which include all pre and post opd's and diagnostic scans

The technique is based on surface layers photo-ablation of the cornea to change it's curvature and focus the light on the retina. This procedure surface epithelium membrane of the cornea is removed with a special instrument. Then the laser ablates the surface of the cornea correcting the refractive error. At the end of the surgery the surgeon puts a bandage contact lens to help the epithelium healing within the next three or four days. It will take two or three weeks to stable the visual acuity.

PRK PROCEDURE



Alongside numbing drops, and alcohol solution is placed on the eye to help soften the cornea.



The sugeon then smooths the surface of the cornea with a special surgical instrument



An excimer laser is then used to precisely reshape the curvature of the cornea's surface



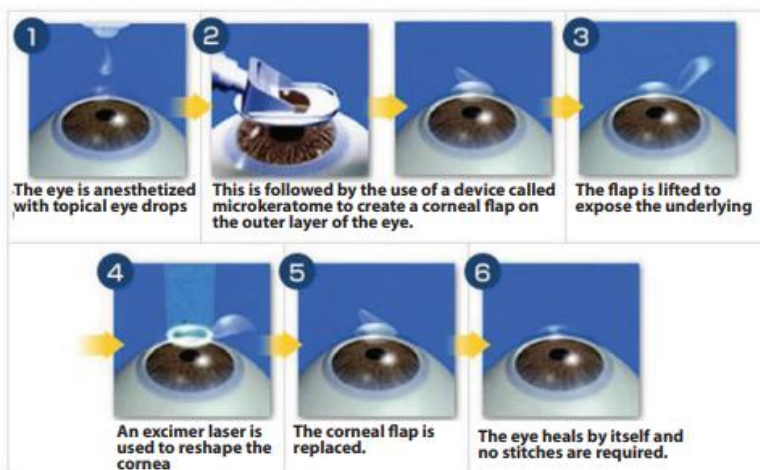
A bandage like soft contact lens is then placed on the cornea to help protect the eye as it heals



LASIK (with Microkeratome)

Procedure Cost : 100,000/-

Which include all pre and post opd's and diagnostic scans



- In this technique, prevent the epithelium membrane (Upper layer of cornea) by making a flap with keratome blade.
- After making the flap, lift-up the flap and apply excimer laser to correct the refractive error accordingly.
- Then re-place the flap again with a special instrument to heal itself. (No bandage required)

PROCEDURES:



Femto LASIK

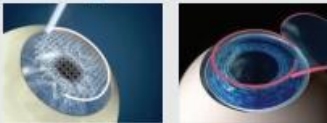
Procedure Cost : 160,000/-

Which include all pre and post opd's and diagnostic scans

- In this technique, prevent the epithelium membrane (Upper layer of cornea) by making a flap with Femto-second LASER.
- With Femto-second laser, we can create a better, smoother & customized flap than a blade create flap. Very efficient for large spectacle numbers i.e. (-14 and +6).
- After making the flap, lift-up the flap with a special instrument and apply excimer laser to correct the refractive error successfully.
- Then re-place the flap again with an instrument to heal itself. (No bandage required)
- This procedure takes few hour to heal and patient get perfection on next day

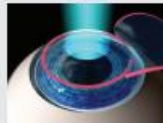
FEMTO-LASIK PROCEDURE

Step 1



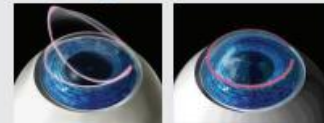
A flap is created with a highly precise femto-second laser

Step 2



The flap is gently folded back, exposing the inner corneal tissue to be created. An excimer laser re-shapes the corneal tissue, correcting the refractive error.

Step 3



The flap is returned to its original position. Protecting the eye like a natural bandage.



Femto LASIK with Contoura Vision

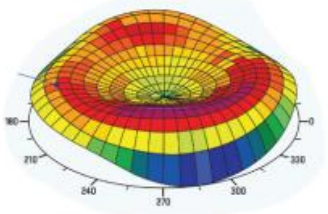
Procedure Cost : 175,000/-

CONTOURA Vision is laser vision correction that uses some of today's most advanced mapping technologies to create a highly personal treatment for your eyes. And only your eyes.

Just like your fingerprint is completely unique to you, CONTOURA Vision creates a procedure that's completely unique to your eyes.

And while CONTOURA Vision has been shown to be safe and effective, it's still LASIK surgery. And like any surgical procedure, there can be complications or side effects. Make sure to discuss the risks and benefits of CONTOURA Vision with your doctor so you can make the informed decision that's best for you. And your eyes.

CONTOURA Vision is the difference between 20/20 and 20/Happy.



IN ALL PROCEDURES, THE OPERATION IS PERFORMED WITH ANESTHETIC DROPS AND IS PAINLESS DURING PROCEDURE.



NATIONAL EYE CENTRE LAHORE

Providing a complete "One Window" solution in this regard. Here world's latest and state of the art Refractive Laser Suite and a team of competent and highly skilled eye surgeons are available.